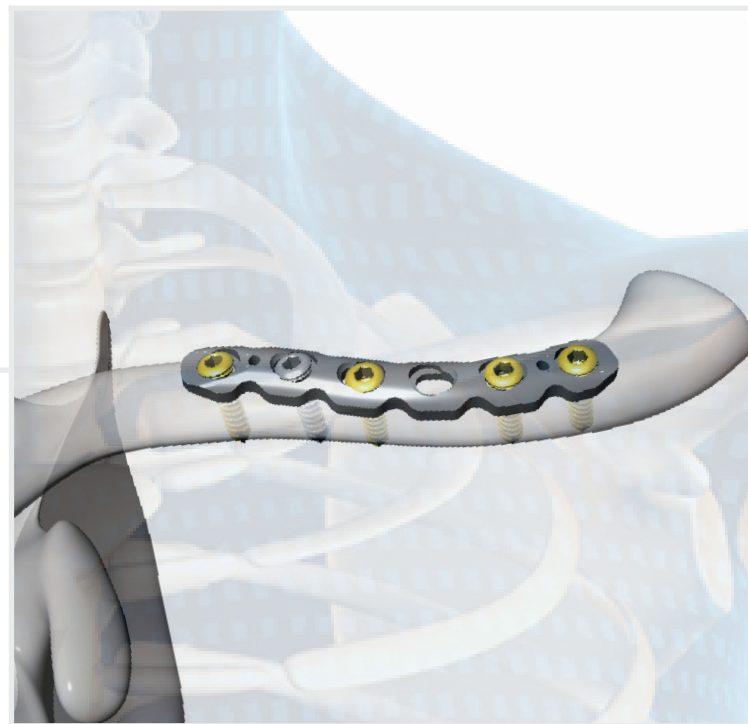




# CLAVICLE





LOCKING PLATE & SCREW SYSTEM

## SURGICAL TECHNIQUE



**THE CLAVICLE LOCKING PLATE AND SCREW SYSTEM** offers multiple fixation options in a variety of configurations, including anterior plates. The low profile plates are constructed of titanium and are used with solid locking and non-locking screws. The titanium alloy screws range in length from 10mm-30mm and are available in 3.5mm diameter for the shaft and 2.7mm diameter distally.

CLAVICLE LOCKING PLATE OPTIONS

<div><div><div>Locking/DCP Holes 3.5mm Screws Locking or Cortical</div><div></div></div><div><div>CLAVICLE LOCKING PLATE, MIDSHAFT</div><div>4 to 9 Hole Left and Right</div></div></div>	<div><div><div>Locking/DCP Holes 3.5mm Screws Locking or Cortical</div><div>Distal Locking Holes 2.7mm Screws Locking or Cortical</div><div></div></div><div><div>CLAVICLE LOCKING PLATE, ANTERIOR</div><div>1 to 8 Hole</div></div></div>
<div><div><div>Locking/DCP Holes 3.5mm Screws Locking or Cortical</div><div>Distal Locking Holes 2.7mm Screws Locking or Cortical</div><div></div></div><div><div>CLAVICLE LOCKING PLATE, DISTAL</div><div>4 to 7 Hole Left and Right</div></div></div>	<div><div><div>Locking/DCP Holes 3.5mm Screws Locking or Cortical</div><div>Distal Locking Holes 2.7mm Screws Locking or Cortical</div><div></div></div><div><div>CLAVICLE LOCKING PLATE, DISTAL HOOK</div><div>2 to 4 Hole Left and Right Hook Depth: 12mm, 15mm, and 18mm</div></div></div>

## 1

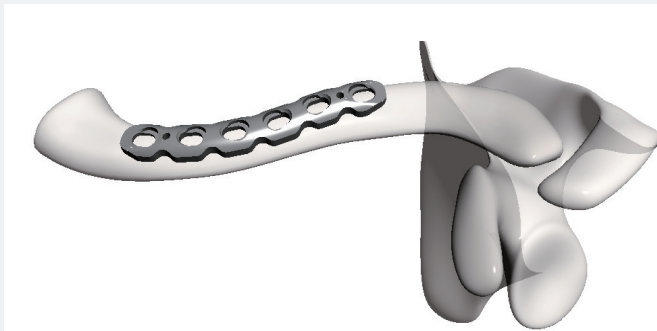
### FRACTURE REDUCTION

Reduce the fracture and stabilize with lag screws, bone clamps, and temporary fixation K-wires.

## 2

### PLATE PLACEMENT & POSITIONING

The **Clavicle Locking Plate and Screw System** offers four plate options. Select and position the appropriate plate for the fracture.



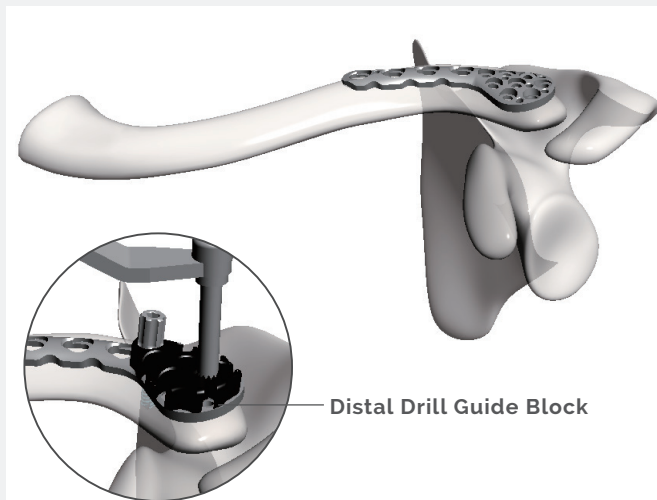
**MIDSHAFT PLATE**

Superior placement for shaft fractures



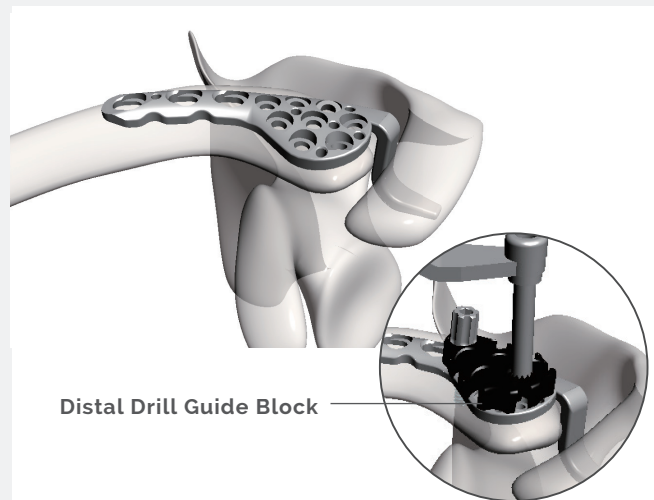
**ANTERIOR PLATE**

Anterior placement for shaft or distal fractures



**DISTAL PLATE**

Superior placement for distal fractures



**DISTAL HOOK PLATE**

Superior placement for distal fractures

## 3

## SCREW INSERTION

**Note:** The fracture pattern will dictate the optimal screw placement. All screw holes can accept either locking or cortical screws. Shaft screws are 3.5mm; screws distal to the laser line on distal plates are 2.7mm.

Drill using the appropriate drill bit and drill sleeve for the selected screw.

**3.5mm Screws**

Cortical (White Instruments)

- 2.5mm Drill Bit
- 2.5mm Single Handle Drill Sleeve

Locking (Blue Instruments)

- 2.7mm Drill Bit
- 2.7mm Locking Drill Sleeve **or**  
2.7mm Single Handle Locking Drill Sleeve  
for insertion through Drill Guide Block

**2.7mm Screws** (Yellow Instruments)

Cortical

- 2.0mm Drill Bit
- 2.0mm Single Handle Drill Sleeve

Locking

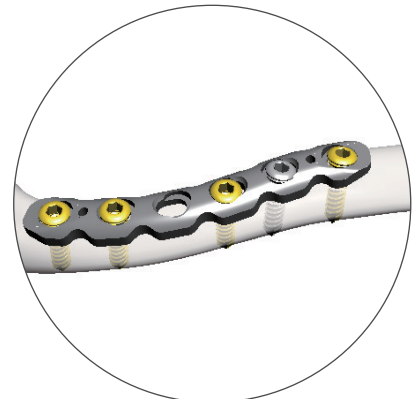
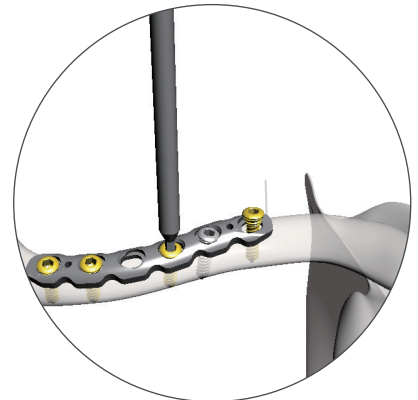
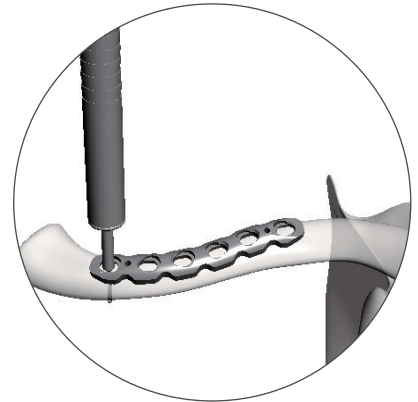
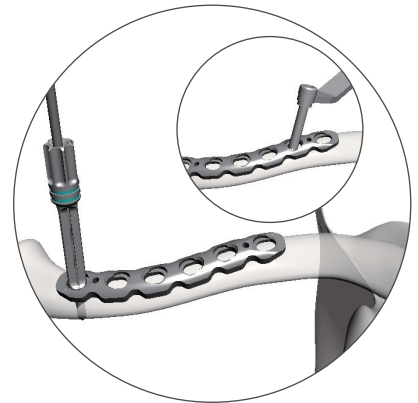
- 2.0mm Drill Bit
- 2.0mm Locking Drill Sleeve **or**  
2.0mm Single Handle Locking Drill Sleeve  
for insertion through Drill Guide Block

Use the **2.7/3.5/4.0mm Depth Gauge** to determine appropriate screw length.

**Note:** The Depth Gauge reading will place the screw tip slightly beyond the bone in order to ensure fixation in the far cortex. For screw insertion without protrusion, use a screw one size smaller than the measured length.

Insert the appropriate screw using the **2.0mm Hex Screwdriver** for 2.7mm Screws or the **2.5mm Hex Screwdriver** for 3.5mm Screws.

Insert remaining screws as needed for the fracture.



# CLAVICLE LOCKING PLATE & SCREW SYSTEM

## IMPLANT REMOVAL (IF NECESSARY)

Fully expose the plate and screws, including removing any bone or soft-tissue growth into the screw heads.

Using the corresponding Screwdriver, unlock all screws from the plate to prevent plate rotation during removal. Remove all screws fully from the construct.

Remove the plate from the bone using an elevator, osteotome, or forceps.

### Indications

#### **Small Locking Plate and Screw System:**

The small locking plate and screw system is indicated for the clavicle, scapula, olecranon, humerus, radius, ulna, tibia, calcaneus, and fibula.

The TDM Screws (1.5mm and larger, solid) are intended to be used with the plate for internal bone fixation for bone fractures, fusions, osteotomies and non-unions in the foot, hand, wrist, clavicle, scapula, olecranon, humerus, radius, ulna, tibia, calcaneus, and fibula.

### Contraindications

- Do not use for surgeries other than those indicated.
- In case of material sensitivity, documented or suspected, appropriate tests should be performed for material suitability prior to implantation.
- Severe osteoporosis, compromised bone stock, insufficient or immature bone may not be suitable for use of this device.
- Any active or suspected latent infection, sepsis or marked local inflammation in or around the surgical area.
- Physical interference with other implants during implantation or use.
- Compromised vascularity, inadequate skin or neurovascular status.
- Patients who are unwilling or incapable of following post-operative care instructions.


**Please refer to package insert for additional usage information.**



CLAVICLE LOCKING PLATE & SCREW SYSTEM  
TRAY LAYOUT



PLATE TRAY



SCREW/INSTRUMENT TRAY

# CLAVICLE LOCKING PLATE & SCREW SYSTEM

## IMPLANT ORDERING INFORMATION

### CLAVICLE LOCKING PLATE, MID SHAFT

Clavicle Locking Plate, Right 4H	49mm	150-10204
Clavicle Locking Plate, Right 5H	61mm	150-10205
Clavicle Locking Plate, Right 6H	73mm	150-10206
Clavicle Locking Plate, Right 7H	85mm	150-10207
Clavicle Locking Plate, Right 8H	96mm	150-10208
Clavicle Locking Plate, Right 9H	108mm	150-10209
Clavicle Locking Plate, Left 4H	49mm	150-10104
Clavicle Locking Plate, Left 5H	61mm	150-10105
Clavicle Locking Plate, Left 6H	73mm	150-10106
Clavicle Locking Plate, Left 7H	85mm	150-10107
Clavicle Locking Plate, Left 8H	96mm	150-10108
Clavicle Locking Plate, Left 9H	108mm	150-10109



### CLAVICLE LOCKING PLATE, ANTERIOR

Clavicle Locking Plate, Anterior 1H	27mm	150-11001
Clavicle Locking Plate, Anterior 2H	39mm	150-11002
Clavicle Locking Plate, Anterior 3H	51mm	150-11003
Clavicle Locking Plate, Anterior 4H	63mm	150-11004
Clavicle Locking Plate, Anterior 5H	75mm	150-11005
Clavicle Locking Plate, Anterior 6H	87mm	150-11006
Clavicle Locking Plate, Anterior 7H	99mm	150-11007
Clavicle Locking Plate, Anterior 8H	111mm	150-11008



### CLAVICLE LOCKING PLATE, DISTAL

Clavicle Locking Plate, Distal, Right 4H	67mm	150-12204
Clavicle Locking Plate, Distal, Right 5H	78mm	150-12205
Clavicle Locking Plate, Distal, Right 6H	89mm	150-12206
Clavicle Locking Plate, Distal, Right 7H	100mm	150-12207
Clavicle Locking Plate, Distal, Left 4H	67mm	150-12104
Clavicle Locking Plate, Distal, Left 5H	78mm	150-12105
Clavicle Locking Plate, Distal, Left 6H	89mm	150-12106
Clavicle Locking Plate, Distal, Left 7H	100mm	150-12107



### CLAVICLE LOCKING PLATE, DISTAL HOOK

Clavicle Locking Plate, Distal Hook, Right 2H, 12mm	47mm	150-12212
Clavicle Locking Plate, Distal Hook, Right 2H, 15mm	47mm	150-12215
Clavicle Locking Plate, Distal Hook, Right 2H, 18mm	47mm	150-12218
Clavicle Locking Plate, Distal Hook, Right 3H, 12mm	58mm	150-13212
Clavicle Locking Plate, Distal Hook, Right 3H, 15mm	58mm	150-13215
Clavicle Locking Plate, Distal Hook, Right 3H, 18mm	58mm	150-13218
Clavicle Locking Plate, Distal Hook, Right 4H, 12mm	69mm	150-14212
Clavicle Locking Plate, Distal Hook, Right 4H, 15mm	69mm	150-14215
Clavicle Locking Plate, Distal Hook, Right 4H, 18mm	69mm	150-14218
Clavicle Locking Plate, Distal Hook, Left 2H, 12mm	47mm	150-12112
Clavicle Locking Plate, Distal Hook, Left 2H, 15mm	47mm	150-12115
Clavicle Locking Plate, Distal Hook, Left 2H, 18mm	47mm	150-12118
Clavicle Locking Plate, Distal Hook, Left 3H, 12mm	58mm	150-13112
Clavicle Locking Plate, Distal Hook, Left 3H, 15mm	58mm	150-13115
Clavicle Locking Plate, Distal Hook, Left 3H, 18mm	58mm	150-13118
Clavicle Locking Plate, Distal Hook, Left 4H, 12mm	69mm	150-14112
Clavicle Locking Plate, Distal Hook, Left 4H, 15mm	69mm	150-14115
Clavicle Locking Plate, Distal Hook, Left 4H, 18mm	69mm	150-14118



# CLAVICLE LOCKING PLATE & SCREW SYSTEM

## IMPLANT ORDERING INFORMATION/INSTRUMENT OVERVIEW

### 2.7mm LOCKING SCREW

10-30mm

227-260xx\*

### 2.7mm CORTICAL SCREW, LOW PROFILE HEAD

10-30mm

227-270xx\*

### 3.5mm LOCKING SCREW

10-30mm

235-260xx\*

### 3.5mm CORTICAL SCREW

10-30mm

235-210xx\*

(All screws in 2mm increments.)

\*xx = Screw length



Temporary Fixation K-wire 1.4mm 901-16014 	Plate Bender, Small Right Left 901-06036 901-06035 
Drill Bit 2.0 X 130mm (Yellow) 901-01220 2.5 X 130mm (White) 901-01125 2.7 X 130mm (Blue) 901-22127 3.5 X 160mm (Green) 901-22135 	Drill Bit, AO QC 2.0 X 130mm (Yellow) 901-31120 2.5 X 130mm (White) 901-31025 2.7 X 130mm (Blue) 901-31127 3.5 X 160mm (Green) 901-31135 
Drill Sleeve, Single Handle 2.5mm (White) 901-13325 3.5mm (Green) 901-13335 	Locking Drill Sleeve, Single Handle 2.0mm (Yellow) 901-02220 2.7mm (Blue) 901-02227 
Locking Drill Sleeve 2.0mm (Yellow) 901-12520 2.7mm (Blue) 901-12527 	Depth Gauge 2.7/3.5/4.0mm 901-04027 
Screwdriver, Self-Retaining 2.0mm Hex 901-35020 2.5mm Hex 901-35025 	Torque Limiting Handle, AO QC 0.8Nm 901-17008 1.5Nm 901-17015 
Screwdriver Shaft, Self-Retaining, AO QC 2.0mm Hex 901-15420 2.5mm Hex 901-15425 	Drill Guide Block, Distal Clavicle Right 901-20062 Left 901-20061 
	Forceps 901-08001 